



UNIVERSITY OF CAMBRIDGE INTERNATIONAL EXAMINATIONS  
International General Certificate of Secondary Education

CANDIDATE  
NAME

CENTRE  
NUMBER

--	--	--	--	--

CANDIDATE  
NUMBER

--	--	--	--

\* 6 1 7 3 6 4 6 2 9 0 \*

**PHYSICAL SCIENCE**

**0652/32**

Paper 3 (Extended)

**October/November 2013**

**1 hour 15 minutes**

Candidates answer on the Question Paper.

No Additional Materials are required.

**READ THESE INSTRUCTIONS FIRST**

Write your Centre number, candidate number and name on all the work you hand in.

Write in dark blue or black pen.

You may use a pencil for any diagrams or graphs.

Do not use staples, paper clips, glue or correction fluid.

**DO NOT WRITE IN ANY BARCODES.**

Answer **all** questions.

Electronic calculators may be used.

You may lose marks if you do not show your working or if you do not use appropriate units.

A copy of the Periodic Table is printed on page 20.

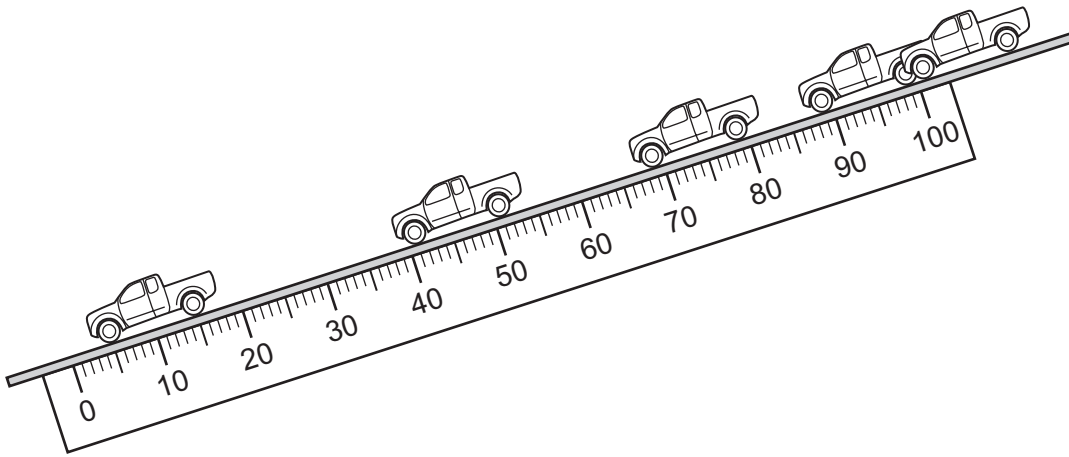
At the end of the examination, fasten all your work securely together.

The number of marks is given in brackets [ ] at the end of each question or part question.

This document consists of **20** printed pages.



- 1 A metre rule is clamped to a ramp. Fig. 1.1 shows the experimental set up.



**Fig. 1.1**

- The ramp is tilted and a toy car is held at the top of the ramp.
- The car is given a gentle push and it moves down the ramp.
- The positions of the car after successive time intervals of 0.20 s are shown.

- (a) (i) Read off the positions of the front of the car after each time interval.

Record the values, to the nearest centimetre, in Table 1.1.

Calculate the total distance travelled after each time interval and complete the table.

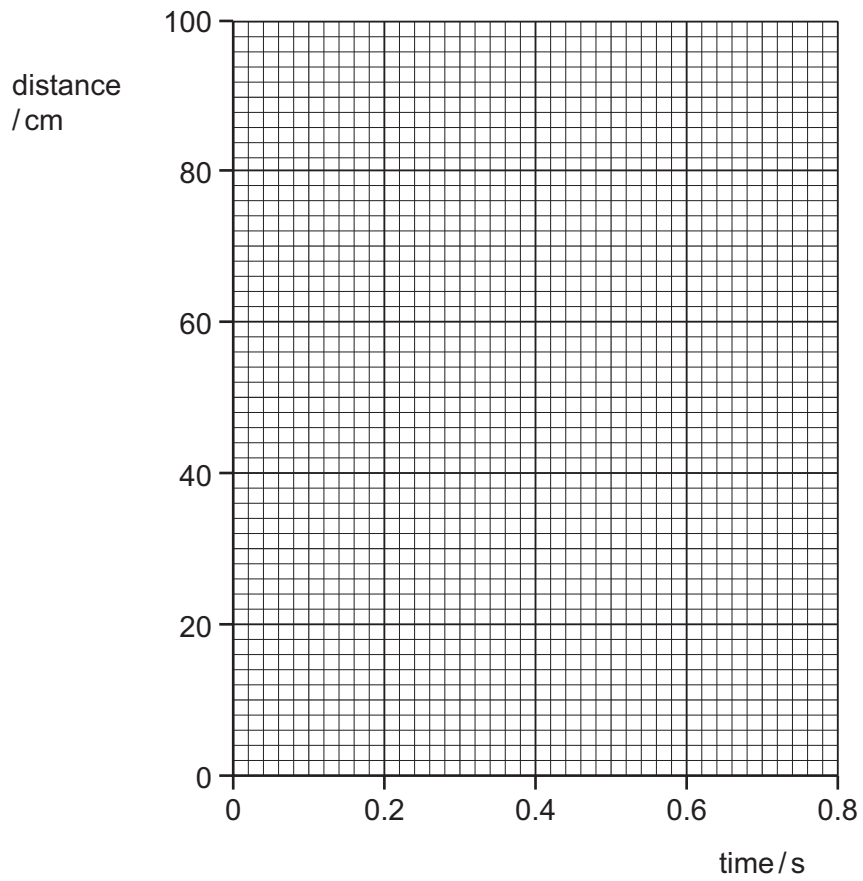
**Table 1.1**

time / s	0.0	0.20	0.40	0.60	0.80
position / cm	99				
total distance travelled / cm	0				

[2]

(ii) On the grid in Fig. 1.2, draw a distance/time graph for the car's journey.

*For  
Examiner's  
Use*

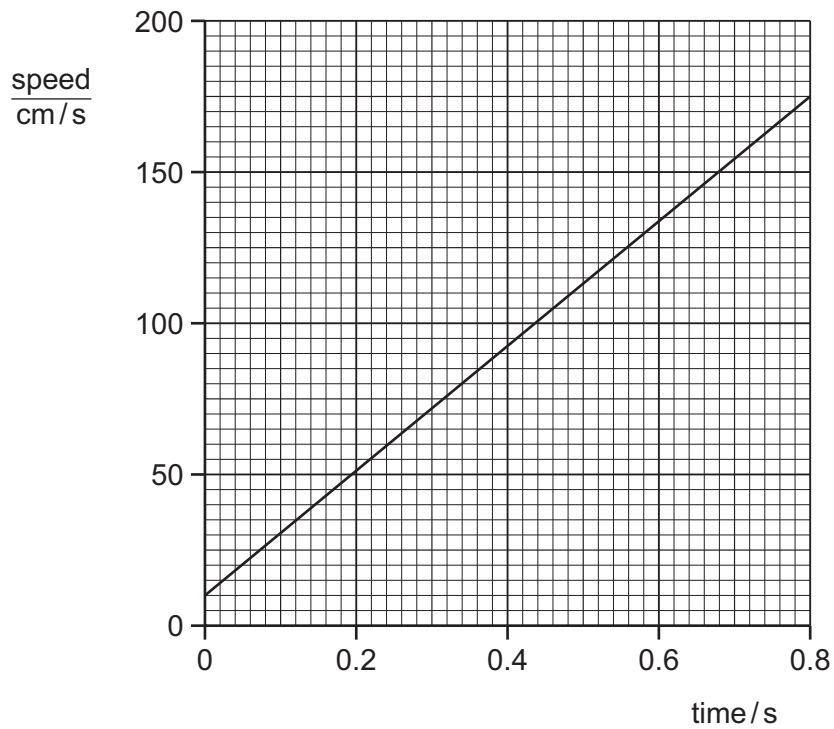


**Fig. 1.2**

[2]

(b) The graph in Fig. 1.3 shows a speed/time graph for the car on a similar journey.

For  
Examiner's  
Use



**Fig. 1.3**

Use the graph to determine the acceleration of the car.

Do your working in the box.

acceleration = ..... unit ..... [3]

- 2 (a) Table 2.1 shows the number of sub-atomic particles in several different atoms and ions.

For  
Examiner's  
Use

Complete Table 2.1 by writing in the symbol of each atom or ion. Include the charge on each ion. The first one has been completed for you.

**Table 2.1**

number of protons	number of electrons	number of neutrons	symbol
3	3	4	Li
9	10	10	
11	10	12	
15	15	16	

[2]

- (b) The symbol for an iron(III) ion is  $\text{Fe}^{3+}$ .

The symbol for an oxide ion is  $\text{O}^{2-}$ .

Deduce the formula for the compound iron(III) oxide.

..... [1]

- 3 Table 3.1 gives information about four elements in Group 0 (noble gases) of the Periodic Table.

For  
Examiner's  
Use

**Table 3.1**

element	electron arrangement	density of gas in $\text{kg/m}^3$	melting point/ $^{\circ}\text{C}$	boiling point/ $^{\circ}\text{C}$
helium	2	0.17	-272	-269
neon	2.8	0.84	-248	-246
argon	2.8.8	1.67		-186
krypton	2.8.18.8	3.50	-157	-152

- (a) Describe the trend in boiling point down Table 3.1, from helium to krypton.

.....  
..... [1]

- (b) Predict the melting point of argon. .... $^{\circ}\text{C}$  [1]

- (c) A balloon is filled with one of the noble gases.

The material of the balloon increases the average density of the filled balloon by  $0.45 \text{ kg/m}^3$ .

The density of air at  $25^{\circ}\text{C}$  is  $1.18 \text{ kg/m}^3$ .

In order for the balloon to rise in air, its average density must be less than that of air.

State which of the noble gases could be used to fill this balloon so that it will rise in air at  $25^{\circ}\text{C}$  and explain your answer.

noble gas .....

explanation .....

.....  
..... [2]

4 Fig. 4.1 shows the structure of a thermocouple thermometer.

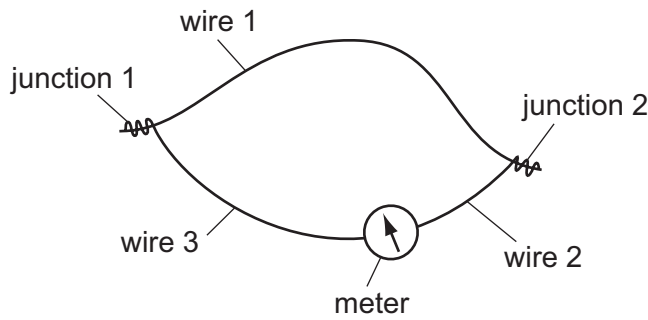


Fig. 4.1

(a) Wires 2 and 3 are made from the same material.

Suggest suitable materials from which the three wires could be made.

wire 1 .....

wires 2 and 3 ..... [2]

(b) Junction 1 is placed in a cup of warm water and junction 2 is placed in melting ice.

Describe and explain what is observed.

.....  
 .....  
 .....  
 ..... [3]

(c) An engineer uses a thermocouple to investigate the temperature at one point in a jet engine. He takes measurements from the time that the engine is first switched on until it reaches a steady temperature.

Give **two** reasons why a thermocouple is a suitable thermometer to use.

Give an explanation for **one** of your reasons.

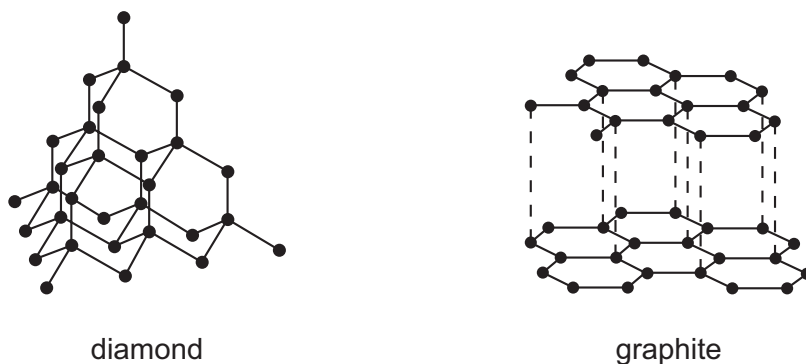
reason 1 .....

reason 2 .....

explanation .....

[3]

5 Fig. 5.1 shows the arrangement of atoms in two forms of carbon, diamond and graphite.



**Fig. 5.1**

Table 5.1 gives information about some of the properties of diamond and graphite.

**Table 5.1**

	diamond	graphite
hardness	10	2
melting point / °C	4227	3927
electrical conductivity	low	high

(a) Use ideas about the structure of diamond and graphite to explain the

(i) difference in hardness,

.....  
 .....  
 ..... [2]

(ii) difference in electrical conductivity,

.....  
 .....  
 ..... [2]

(iii) high melting points.

.....  
 .....  
 ..... [2]



- (b) Carbon compounds are the basis of organic chemistry. An example is the compound methane, CH<sub>4</sub>.

Methane has covalent bonding. At room temperature, methane is a gas.

Explain why methane has a very low boiling point.

.....  
.....  
..... [2]

- (c) Plants make carbon compounds by the process of photosynthesis.

In this process plants react carbon dioxide with water to make glucose, C<sub>6</sub>H<sub>12</sub>O<sub>6</sub>, and oxygen, O<sub>2</sub>.

- (i) Write a balanced equation for photosynthesis.

..... [2]

- (ii) Photosynthesis is an endothermic process.

Explain how plants obtain the energy for photosynthesis.

.....  
.....  
..... [2]

For  
Examiner's  
Use

- 6 Air traffic control uses radar ranging to track an aircraft. A radar transmitter sends out a pulse of microwaves. The waves reflect back from an aeroplane and are detected by the radar station.

For  
Examiner's  
Use

Fig. 6.1 shows how the system works.

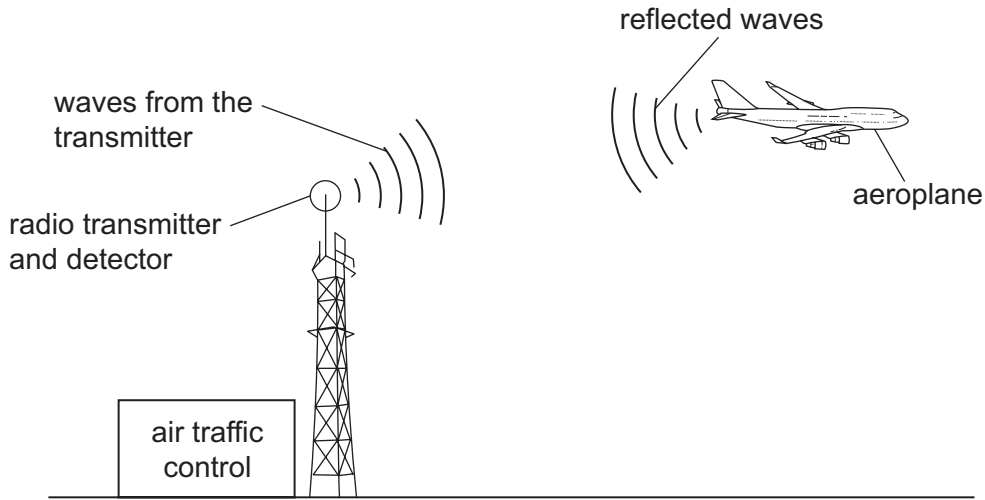


Fig. 6.1

- (a) Fig. 6.2 shows the screen of a cathode ray oscilloscope (c.r.o.) at air traffic control.

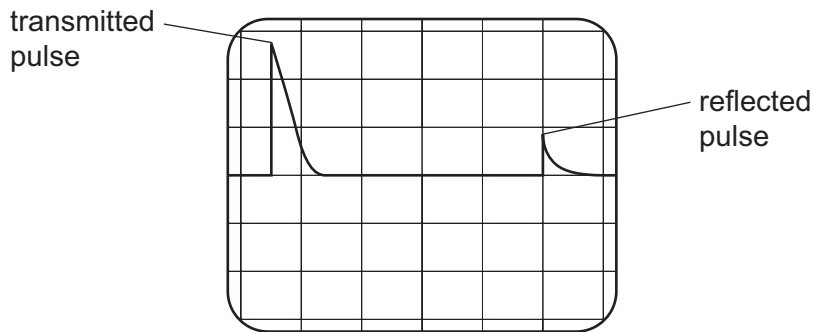


Fig. 6.2

The time-base of the c.r.o. is set at 0.05 ms/division.

- (i) Suggest why the reflected pulse has a smaller amplitude than the transmitted pulse.

.....  
..... [1]

- (ii) Calculate the time between the emission and detection of the pulse.

time = ..... s [1]

- (iii) Calculate the distance of the aeroplane from the transmitter.  
(speed of microwaves =  $3 \times 10^8$  m/s)

For  
Examiner's  
Use

distance = ..... unit ..... [2]

- (b) (i) The microwaves used have a wavelength of 7.5 mm.

Calculate the frequency of the microwaves.

frequency = ..... unit ..... [2]

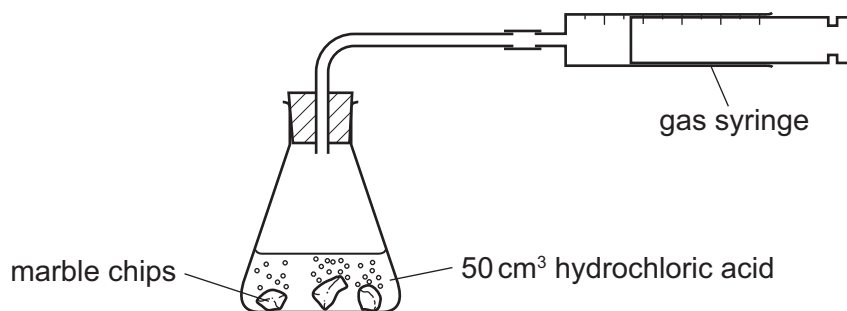
- (ii) State **one** other use of microwaves.

..... [1]

- 7 Marble chips are made of calcium carbonate. They react with hydrochloric acid.



A student uses the apparatus in Fig. 7.1 to measure the carbon dioxide given off in this reaction.



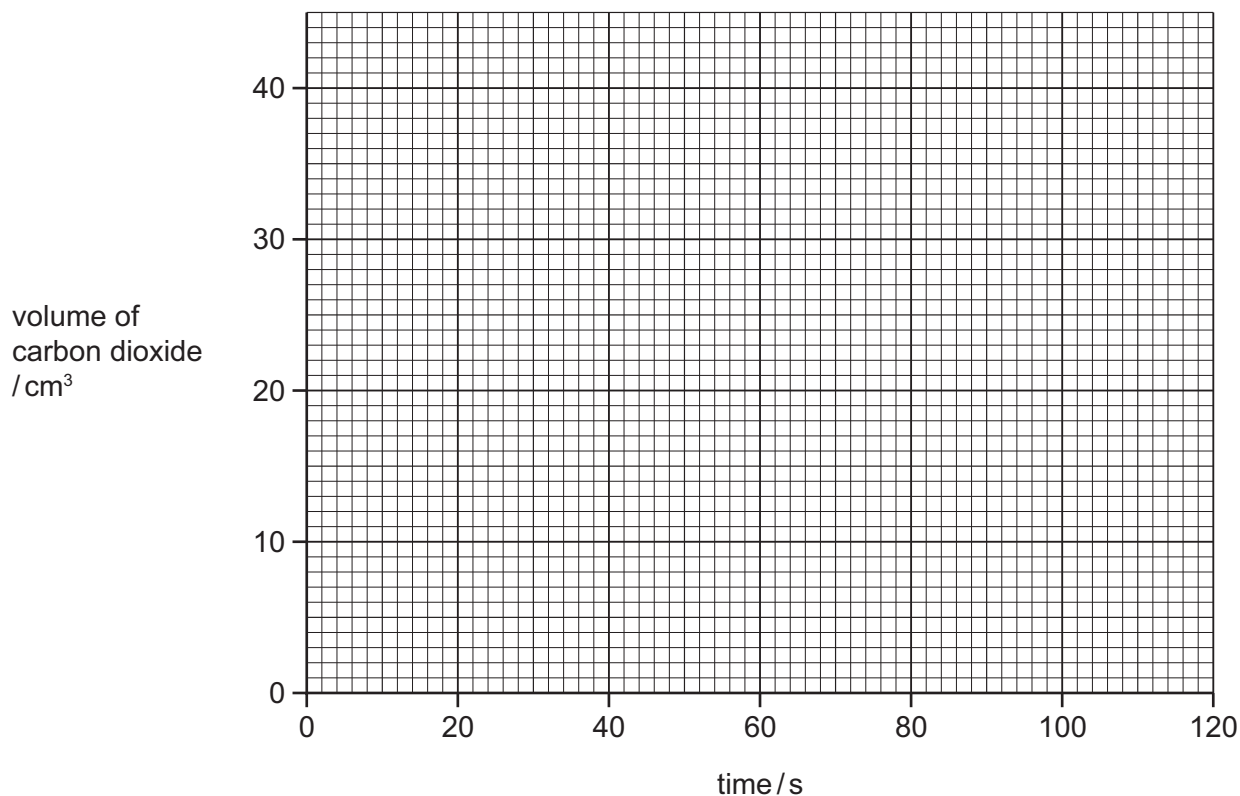
**Fig. 7.1**

The results of this investigation are shown in Table 7.1.

**Table 7.1**

time/s	0	20	40	60	80	100	120
volume of carbon dioxide/cm <sup>3</sup>	0	15	27	35	39	40	40

- (a) (i) Plot the results on the grid. [2]  
 (ii) Draw a best-fit curve. [1]



- (b) State how the student could test the gas to show that it is carbon dioxide.

test .....

result ..... [2]

- (c) (i) After 100 seconds, no more carbon dioxide was given off. Some of the marble chips remained.

Explain why no more carbon dioxide was given off.

.....

..... [1]

- (ii) The volume of carbon dioxide was measured at room temperature and pressure.

Calculate the mass of calcium carbonate that reacted with the hydrochloric acid.  
[relative atomic masses,  $A_r$ : C, 12; O, 16; Ca, 40]

The volume of one mole of any gas is  $24 \text{ dm}^3$  at room temperature and pressure.

Show your working in the box.

mass of calcium carbonate = ..... g [3]

- (d) The student repeated the experiment using the same mass of powdered calcium carbonate instead of marble chips.

Sketch on the grid in (a) the results you would expect from this second experiment.

8 Fig. 8.1 shows the use of transformers in the transmission of electrical energy.

For  
Examiner's  
Use

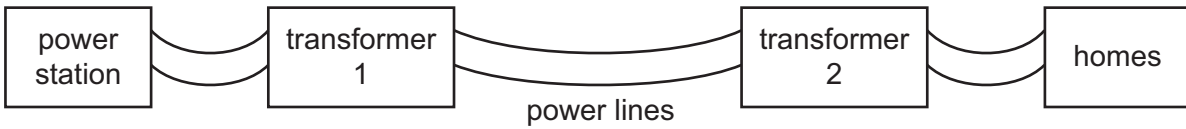


Fig. 8.1

(a) (i) State the function of each of the two transformers.

transformer 1 .....

.....

transformer 2 .....

..... [2]

(ii) Explain why electrical energy is transmitted at very high voltages.

.....

.....

..... [2]

- (b) Power lines can be made from several strands of copper, with a strand of steel, as shown in Fig. 8.2.

For  
Examiner's  
Use

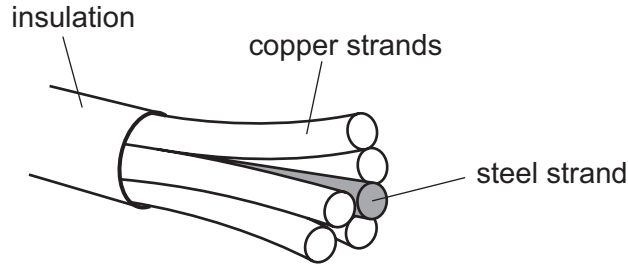


Fig. 8.2

- (i) Describe the metallic structure of copper and explain how it makes copper a suitable material for the transmission of electricity.

.....  
.....  
.....  
.....  
..... [4]

- (ii) Suggest why a steel strand is included in the power-line.

.....  
..... [1]

9 Ethene is a hydrocarbon with the formula  $C_2H_4$ .

For  
Examiner's  
Use

- (a) Draw a dot and cross diagram to show the bonding in a molecule of ethene. Include only the outer shell electrons of carbon and hydrogen.



[2]

(b) Ethene can be made from long chain alkanes obtained from crude oil.

- (i) State the name given to the process used to produce ethene from long chain alkanes.

..... [1]

(ii) State the **two** conditions needed for the process.

1 .....

2 ..... [2]



(c) Ethene is reacted with steam to produce ethanol.



- (i) Calculate the mass of ethanol that can be made from each kg of ethene.  
[relative atomic masses,  $A_r$ : H, 1; C, 12; O, 16]

Show your working in the box.

mass of ethanol = ..... kg [2]

- (ii) Name and describe another process that can be used to make ethanol.

.....

.....

.....

..... [3]

For  
Examiner's  
Use

10 Nuclear fusion takes place in the sun.

(a) (i) Explain what is meant by *nuclear fusion*.

.....  
.....  
..... [2]

(ii) Energy released as radiation from the sun reaches the earth.

Name **two** types of this radiation.

1 .....  
2 ..... [2]

(b) In a fusion reaction between two deuterium nuclei ( ${}^2_1\text{H}$ ), each of mass  $3.3434 \times 10^{-27}$  kg, the total mass of the products of this reaction is  $6.6810 \times 10^{-27}$  kg.

(i) Show that the mass lost during this reaction is  $5.8 \times 10^{-30}$  kg.

Do your working in this box.

[1]

(ii) Calculate the energy released in this reaction.

Do your working in this box.

energy released = ..... J [2]

- (iii) The output from the sun is approximately  $4 \times 10^{26}$  W.

Estimate the number of fusion reactions which occur each second. You may assume that this is the only type of fusion reaction that occurs in the Sun.

Do your working in this box.

number of reactions per second = ..... [2]

For  
Examiner's  
Use

**DATA SHEET**  
**The Periodic Table of the Elements**

		Group															
		I	II	III	IV	V	VI	VII	VIII	IX	X						
		1 <b>H</b> Hydrogen 1															
		4 <b>He</b> Helium 2															
7	9	3	4	5	6	7	8	9	10	11	12	13	14	15	16	17	18
<b>Li</b> Lithium	<b>Be</b> Beryllium	<b>B</b> Boron	<b>C</b> Carbon	<b>N</b> Nitrogen	<b>O</b> Oxygen	<b>F</b> Fluorine	<b>Ne</b> Neon	<b>Na</b> Sodium	<b>Mg</b> Magnesium	<b>Al</b> Aluminium	<b>Si</b> Silicon	<b>P</b> Phosphorus	<b>S</b> Sulfur	<b>Cl</b> Chlorine	<b>Ar</b> Argon	<b>K</b> Potassium	<b>Ca</b> Calcium
19	20	21	22	23	24	25	26	27	28	29	30	31	32	33	34	35	36
<b>K</b> Potassium	<b>Ca</b> Calcium	<b>Sc</b> Scandium	<b>Ti</b> Titanium	<b>V</b> Vanadium	<b>Cr</b> Chromium	<b>Mn</b> Manganese	<b>Fe</b> Iron	<b>Co</b> Cobalt	<b>Ni</b> Nickel	<b>Cu</b> Copper	<b>Zn</b> Zinc	<b>Ga</b> Gallium	<b>Ge</b> Germanium	<b>As</b> Arsenic	<b>Se</b> Selenium	<b>Br</b> Bromine	<b>Kr</b> Krypton
37	38	39	40	41	42	43	44	45	46	47	48	49	50	51	52	53	54
<b>Rb</b> Rubidium	<b>Sr</b> Strontium	<b>Y</b> Yttrium	<b>Zr</b> Zirconium	<b>Nb</b> Niobium	<b>Mo</b> Molybdenum	<b>Tc</b> Technetium	<b>Ru</b> Ruthenium	<b>Rh</b> Rhodium	<b>Pd</b> Palladium	<b>Ag</b> Silver	<b>Cd</b> Cadmium	<b>In</b> Indium	<b>Sn</b> Tin	<b>Sb</b> Antimony	<b>Te</b> Tellurium	<b>I</b> Iodine	<b>Xe</b> Xenon
55	56	57	72	73	74	75	76	77	78	79	80	81	82	83	84	85	86
<b>Cs</b> Caesium	<b>Ba</b> Barium	<b>La</b> Lanthanum	<b>Hf</b> Hafnium	<b>Ta</b> Tantalum	<b>W</b> Tungsten	<b>Re</b> Rhenium	<b>Os</b> Osmium	<b>Ir</b> Iridium	<b>Pt</b> Platinum	<b>Au</b> Gold	<b>Hg</b> Mercury	<b>Tl</b> Thallium	<b>Pb</b> Lead	<b>Bi</b> Bismuth	<b>Po</b> Polonium	<b>At</b> Astatine	<b>Rn</b> Radon
87	88	89	†	†	†	†	†	†	†	†	†	†	†	†	†	†	†
<b>Fr</b> Francium	<b>Ra</b> Radium	<b>Ac</b> Actinium															
		*58-71 Lanthanoid series †90-103 Actinoid series															
		58	59	60	61	62	63	64	65	66	67	68	69	70	71	72	73
		<b>Ce</b> Cerium	<b>Pr</b> Praseodymium	<b>Nd</b> Neodymium	<b>Pm</b> Promethium	<b>Sm</b> Samarium	<b>Eu</b> Europium	<b>Gd</b> Gadolinium	<b>Tb</b> Terbium	<b>Dy</b> Dysprosium	<b>Ho</b> Holmium	<b>Er</b> Erbium	<b>Tm</b> Thulium	<b>Yb</b> Ytterbium	<b>Lu</b> Lutetium	<b>Th</b> Thorium	<b>Pa</b> Protactinium
		90	91	92	93	94	95	96	97	98	99	100	101	102	103	104	105
		<b>Th</b> Thorium	<b>Pa</b> Protactinium	<b>U</b> Uranium	<b>Np</b> Neptunium	<b>Pu</b> Plutonium	<b>Am</b> Americium	<b>Cm</b> Curium	<b>Bk</b> Berkelium	<b>Cf</b> Californium	<b>Es</b> Einsteinium	<b>Fm</b> Fermium	<b>Md</b> Mendelevium	<b>No</b> Nobelium	<b>Lr</b> Lawrencium	<b>Ac</b> Actinium	<b>Rf</b> Rutherfordium
		104	105	106	107	108	109	110	111	112	113	114	115	116	117	118	119
		<b>Rf</b> Rutherfordium	<b>Db</b> Dubnium	<b>Sg</b> Seaborgium	<b>Bh</b> Bohrium	<b>Hs</b> Hassium	<b>Mt</b> Meitnerium	<b>Ds</b> Darmstadtium	<b>Rg</b> Roentgenium	<b>Cn</b> Copernicium	<b>Nh</b> Nihonium	<b>Fl</b> Flerovium	<b>Mc</b> Moscovium	<b>Lv</b> Livermorium	<b>Ts</b> Tennessine	<b>Og</b> Oganesson	<b>Uu</b> Ununium

Key

a	<b>X</b>
b	

a = relative atomic mass  
X = atomic symbol  
b = proton (atomic) number

The volume of one mole of any gas is 24 dm<sup>3</sup> at room temperature and pressure (r.t.p.).

Permission to reproduce items where third-party owned material protected by copyright is included has been sought and cleared where possible. Every reasonable effort has been made by the publisher (UCLES) to trace copyright holders, but if any items requiring clearance have unwittingly been included, the publisher will be pleased to make amends at the earliest possible opportunity.

University of Cambridge International Examinations is part of the Cambridge Assessment Group. Cambridge Assessment is the brand name of University of Cambridge Local Examinations Syndicate (UCLES), which is itself a department of the University of Cambridge.